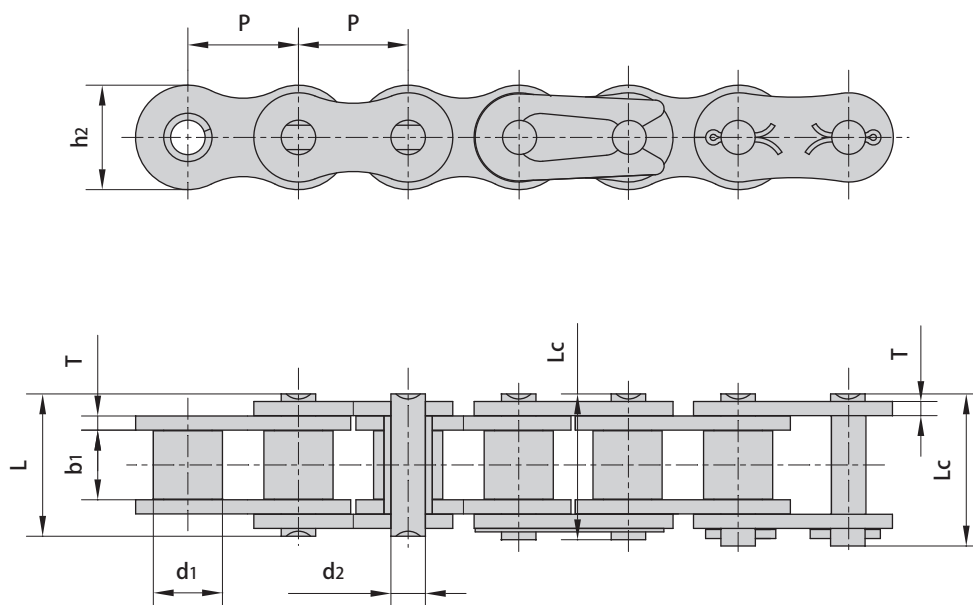


## Heavy duty series roller chains

Simplex roller chains & bush chains

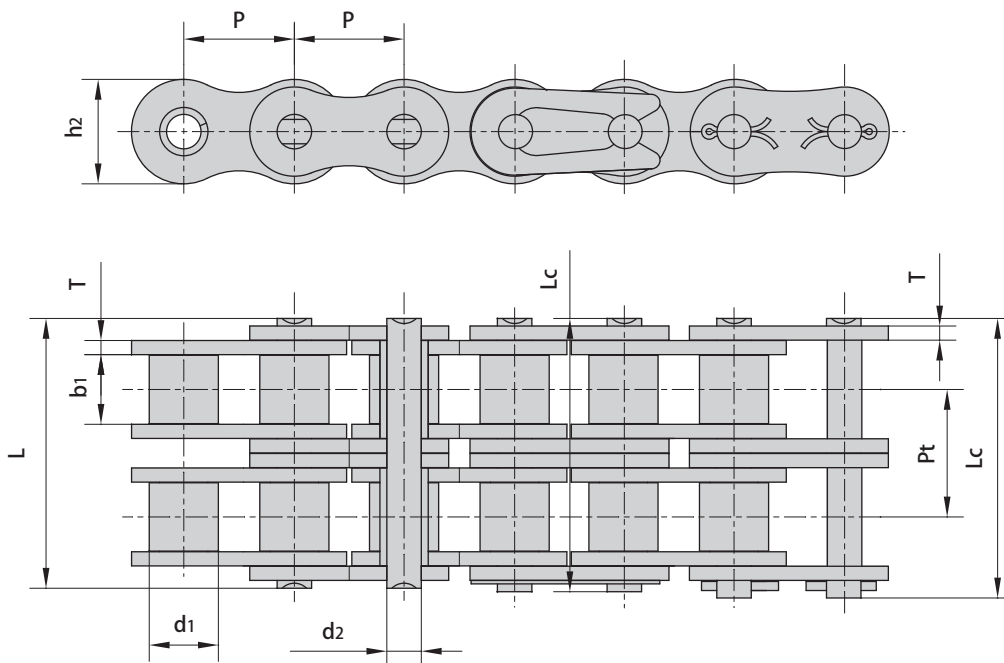


ANSI/ISO Chain No.	Pitch	Roller diameter	Width between inner plates	Pin diameter	Pin length		Inner plate depth	Plate thickness	Ultimate tensile strength	Average tensile strength	Weight per meter
	P	d1 max	b1 min	d2 max	L max	Lc max	h2 max	T max	Q min	Q0	q
	mm	mm	mm	mm	mm	mm	mm	mm	kN/lbf	kN	kg/m
*35H-1	9.525	5.08	4.77	3.58	13.3	14.3	9.00	1.50	7.9/1795	10.8	0.41
40H-1	12.700	7.95	7.85	3.96	18.8	19.9	12.00	2.03	14.1/3205	19.1	0.82
50H-1	15.875	10.16	9.40	5.08	22.1	23.4	15.09	2.42	22.2/5045	30.2	1.25
60H-1	19.050	11.91	12.57	5.94	29.2	31.0	18.00	3.25	31.8/7227	42.7	1.87
80H-1	25.400	15.88	15.75	7.92	36.2	37.7	24.00	4.00	56.7/12886	71.4	3.10
100H-1	31.750	19.05	18.90	9.53	43.6	46.9	30.00	4.80	88.5/20114	112.4	4.52
120H-1	38.100	22.23	25.22	11.10	53.5	57.5	35.70	5.60	127.0/28864	160.9	6.60
140H-1	44.450	25.40	25.22	12.70	57.6	62.2	41.00	6.40	172.4/39182	217.3	8.30
160H-1	50.800	28.58	31.55	14.27	68.2	73.0	47.80	7.20	226.8/51545	285.8	10.30
180H-1	57.150	35.71	35.48	17.46	75.9	81.6	53.60	8.00	281.0/63863	341.8	14.83
200H-1	63.500	39.68	37.85	19.85	86.6	93.5	60.00	9.50	353.8/80409	444.5	19.16
240H-1	76.200	47.63	47.35	23.81	109.6	115.9	72.30	12.70	510.3/115977	622.5	30.40

\*Bush chain: d1 in the table indicates the external diameter of the bush

## Heavy duty series roller chains

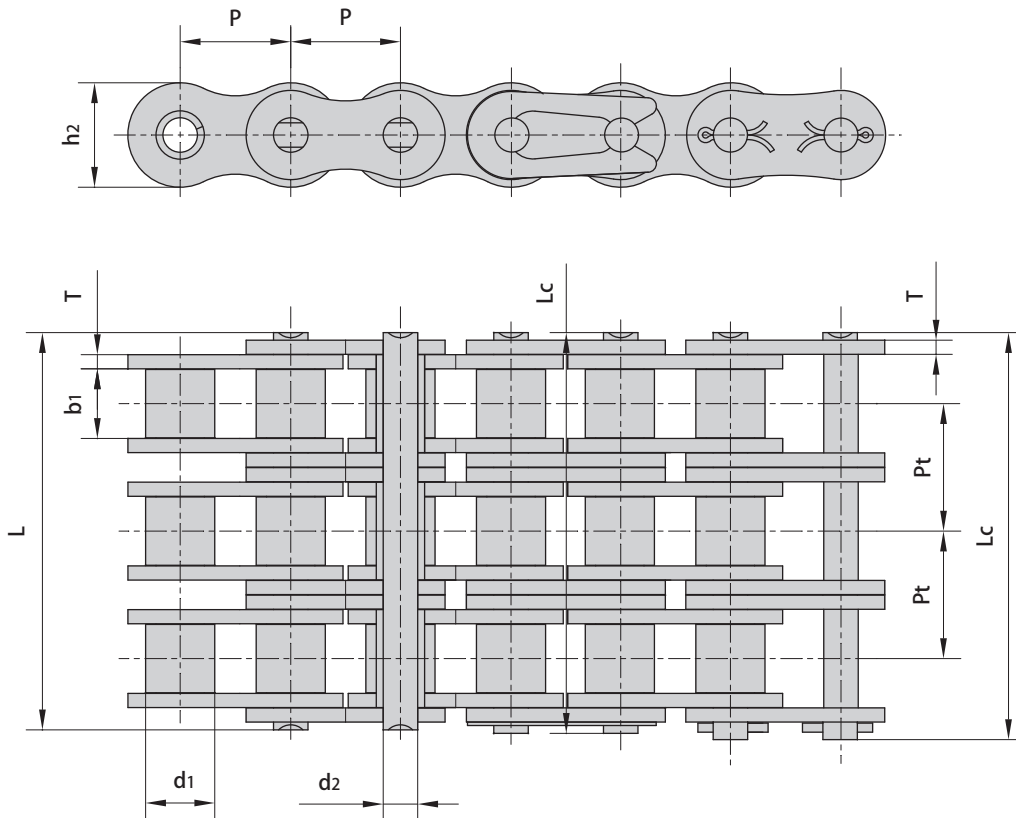
### Duplex roller chains



ANSI/ISO Chain No.	Pitch	Roller diameter	Width between inner plates	Pin diameter	Pin length		Inner plate depth	Plate thickness	Transverse pitch	Ultimate tensile strength	Average tensile strength	Weight per meter
	P mm	d1 max mm	b1 min mm	d2 max mm	L max mm	Lc max mm	h2 max mm	T max mm	Pt mm	Q min kN/lbf	Q0 kN	q kg/m
60H-2	19.050	11.91	12.57	5.94	55.3	57.1	18.00	3.25	26.11	63.6/14455	84.5	3.71
80H-2	25.400	15.88	15.75	7.92	68.8	70.3	24.00	4.00	32.59	113.4/25773	145.3	6.15
100H-2	31.750	19.05	18.90	9.53	82.7	86.0	30.00	4.80	39.09	177.0/40227	225.9	9.03
120H-2	38.100	22.23	25.22	11.10	102.4	106.4	35.70	5.60	48.87	254.0/57727	322.7	13.13
140H-2	44.450	25.40	25.22	12.70	109.8	114.4	41.00	6.40	52.20	344.8/78364	437.7	16.60
160H-2	50.800	28.58	31.55	14.27	130.1	134.9	47.80	7.20	61.90	453.6/103091	571.6	20.20
180H-2	57.150	35.71	35.48	17.46	146.5	155.6	53.60	8.00	69.16	562/127726	680.0	29.20
200H-2	63.500	39.68	37.85	19.85	164.9	171.8	60.00	9.50	78.31	707.6/160818	894.9	38.11
240H-2	76.200	47.63	47.35	23.81	212.6	223.1	72.30	12.70	101.22	1000/227270	1200.0	60.50

# Heavy duty series roller chains

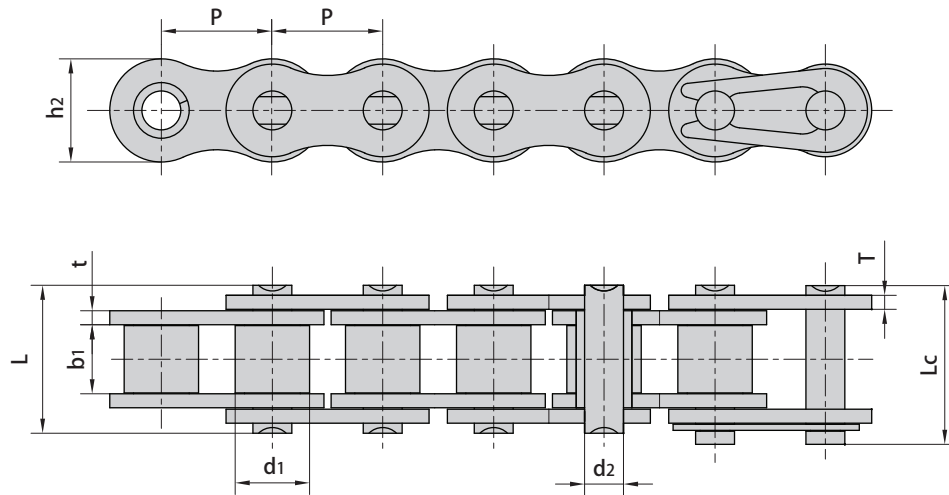
Triplex roller chains



ANSI/ISO Chain No.	Pitch	Roller diameter	Width between inner plates	Pin diameter	Pin length		Inner plate depth	Plate thickness	Transverse pitch	Ultimate tensile strength	Average tensile strength	Weight per meter
	P mm	d1 max mm	b1 min mm	d2 max mm	L max mm	Lc max mm	h2 max mm	T max mm	Pt mm	Q min kN/lbf	Q0 kN	q kg/m
60H-3	19.050	11.91	12.57	5.94	81.4	83.2	18.00	3.25	26.11	95.4/21682	113.9	5.54
80H-3	25.400	15.88	15.75	7.92	101.4	102.9	24.00	4.00	32.59	170.1/38659	203.5	9.42
100H-3	31.750	19.05	18.90	9.53	121.8	125.1	30.00	4.80	39.09	265.5/60341	314.8	12.96
120H-3	38.100	22.23	25.22	11.10	151.2	155.2	35.70	5.60	48.87	381.0/86591	444.7	19.64
140H-3	44.450	25.40	25.22	12.70	162.0	166.6	41.00	6.40	52.20	517.2/117545	598.4	24.90
160H-3	50.800	28.58	31.55	14.27	192.0	196.8	47.80	7.20	61.90	680.4/154636	787.3	30.10
180H-3	57.150	35.71	35.48	17.46	215.7	224.8	53.60	8.00	69.16	843/191589	1011.0	44.10
200H-3	63.500	39.68	37.85	19.85	243.2	250.1	60.00	9.50	78.31	1061.4/241227	1228.2	57.06
240H-3	76.200	47.63	47.35	23.81	313.8	324.3	72.30	12.70	101.22	1500/340905	1650.0	91.00

## Heavy duty series roller chains

Non-standard Heavy duty series roller chains



Donghua Chain No.	Pitch	Roller diameter	Width between inner plates	Pin diameter	Pin length		Inner plate depth	Plate thickness	Ultimate tensile strength	Weight per meter
	P	d1 max	b1 min	d2 max	L max	Lc max	h2 max	t/T	Q min	q
	mm	mm	mm	mm	mm	mm	mm	mm	kN/lbf	kg/m
04BH	6.000	4.00	2.80	1.85	8.4	9.4	5.0	0.90	5.00/1136	0.14
*06BH	9.525	6.35	5.72	3.58	14.4	15.4	8.2	1.60	11.25/2557	0.51
08AHF1	12.700	7.95	10.00	3.96	21.0	22.2	12.0	2.03	13.80/3136	0.88
08BH	12.700	8.51	7.85	4.45	18.8	19.9	11.8	2.03	20.60/4682	0.79
10BH	15.875	10.16	9.65	5.08	20.2	21.6	14.7	1.85	25.00/5681	1.03
12BH	19.050	12.07	11.68	5.94	25.2	26.8	16.0	2.42	40.00/9091	1.45
12BHF1	19.050	12.07	11.68	6.10	25.0	27.2	16.5	2.50	44.00/10000	1.46
12BHF2	19.050	12.07	13.30	6.10	28.8	30.3	16.5	2.80	35.00/7954	1.72
12BHF3	19.050	12.07	13.50	5.72	28.8	30.3	16.5	2.80	35.00/7954	1.71
12BV	19.050	12.07	11.68	6.10	24.5	26.5	16.0	2.42	36.00/8182	1.43
60HV	19.050	11.91	12.57	5.94	29.2	31.0	18.0	3.25	40.00/9090	2.00
16BH	25.400	15.88	17.02	8.90	35.7	38.9	24.1	4.00/3.1	80.00/18182	3.11
16BHF3	25.400	15.88	12.70	8.90	31.6	35.0	24.1	4.00/3.1	80.00/18182	2.90
24BH	38.100	25.40	25.40	14.63	58.6	63.4	36.2	7.50/6.0	225.00/51136	9.00
24BHF2	38.100	25.40	25.40	14.63	57.8	62.2	37.0	7.20/6.0	225.40/51226	9.06
24BHF5	38.100	25.40	25.40	14.63	64.6	69.1	36.2	9.00/7.5	270.00/61344	10.60

\*Straight side plates